

Course Syllabus

Math 60 — Intermediate Algebra
Professor Tim Busken
Email Address: tbusken@palomar.edu
Course Home Page: timbusken.com

Section #51170 4 units
M–W, 6 – 9:50 pm
Room ESC–303
Breaks: 6:50–7pm
7:50–8pm, 8:50–9pm

Office Hours: Mon. through Thurs., 5:10 – 5:45 pm in The Learning Center (TLC).

Communication: Feel free to email me at tbusken@palomar.edu, or through my website, blackboard or mymathlab.com. I will send out important announcements and reminders from time to time via text message or email. In order to receive these messages from me, you must sign yourself up at remind101.com/join/tbusk. You can choose to receive my messages from me by either text message or email.

Prerequisites: The prerequisite for Math 60 is a grade of “C” or better in Math 50 or a qualifying score on the math placement test.


Course Description: Graphic, numeric, analytic and applied perspectives on topics including linear, quadratic, exponential and logarithmic functions, exponents and radicals, linear and nonlinear systems of equations and inequalities. Prerequisite: A minimum grade of “C” in either MATH 50 or MATH 50B or eligibility determined through the Math Placement process

Final Exam Date: Wednesday, August 6th

Textbook: You must have one of the following

Hard copy of textbook: Intermediate Algebra, 6th edition, Martin-Gay,
with OR without the MyMathLab access code.

Online text: MyMathLab access code (see last page of syllabus)



Grading:

Homework	15%
Exams	64% (8 test @ 8% each)
Final Exam	21%

Online Gradebook: All grades will be posted on mymathlab’s gradebook.

Numerical course grades are rounded to the nearest whole percentage and translate to a letter grade.
A = 90%—100% B = 80%—89% C = 70%—79% D = 60%—69% F = 0%—59%

Required Materials: In addition to having the MyMathlab access code, a scientific calculator is required for this course. Please bring a calculator to class each day. If you are going to buy a

scientific calculator, a good choice is the TI-30XIIS, which costs about \$15. Please maintain a small, three-ring binder with your calendar, syllabus and notes from class, group and lecture time. Bring you binder with you to every class, along with pencils, erasers and calculator.

Make Up Tests: There will be 8 tests (worth 10% each) and a comprehensive final worth 25%. There will be **no makeup exams** for any reason. Your lowest test grade will be replaced with the grade you earn on the final, provided it is higher.

In this class we will be learning how to do problems algebraically in a step-by-step fashion. For all tests, points are assigned to steps and notation, as well as to the final answer. Getting the correct answer is only worth a small portion of the total points for the problem. To earn full credit for a problem, you must show all steps, use correct algebra and notation, and arrive at the correct answer.

Homework: Homework will make up 15% of your total grade. Students will choose to either do the homework assigned from the textbook or through MyMathLab, but not both. If you choose to turn in a paper copy of the homework, then the entire chapter's homework is due on the day of the corresponding chapter test. No late hw will be accepted for any reason. If you need a lot of help with the homework, you need to get over to the MLC and TASC before you get far behind. A subset of the assignment may be graded. In addition, your homework will be graded for the following four attributes: Presentation, Completeness, Accuracy and Structure of the communicated solutions to each question. (It is not required to write out each homework question statement.) Maxing out the number of presentation points you get from your homework depends on how you organized your work. Can I clearly tell what sections of homework you did and which sections are which? Did you remember to use a pencil? Are the steps to each homework question solution clearly written on your paper for each question? Does it look like you just copied the solution and/or didnt show the work?

Course Procedures: The format of the class will be a combination of in-class activities, group work, discussion, procedures and mini-lectures. Homework will be assigned daily. Questions on homework will be discussed at each class meeting. It will be your responsibility to complete and correct homework problems and make sure you understand them.

Lecture: Attending class is an important component of learning. Each meeting includes some notes and discussion to help clarify and understand the main ideas of the sections covered. Students who miss class are still responsible for announcements or changes regarding the course outline, class activities, homework assignments, due dates and exam dates. Please come to lecture alert and prepared to learn. Prior to class, skim through the section and work some of the examples. After lecture, reread the text and review your lecture notes before starting the homework set.

Class Attendance: Class attendance is an integral part of the learning process for this course. Students are expected to attend class regularly, as well as to arrive and depart on time. Students with excessive absences (including tardiness) may be withdrawn from the class. Note that although college policy provides for a certain number of class absences, that number covers all types of absences, including absences such as those due to documented illness or other emergency; absences

for illness or emergencies are not accommodated in addition to those allowable under the attendance policy. Students may be withdrawn after more than two weeks absence of any kind.

Cell Phone Policy: Cell phones, pagers, and other such electronic devices must be turned off during class and lab time. Communication by electronic devices, including but not limited to instant messaging, text messaging, and telephone, during class is strictly prohibited unless expressly designated as part of the learning activities. Use of electronic communication devices during examinations or other graded activities may constitute grounds for disciplinary action. Where emergency or employment situations require access to electronic communication services, arrangements may be made in advance with the instructor. In certain circumstances, (e.g., exams, presentations, etc.), students may be required to temporarily deposit cell phones or other communications devices with the instructor or lab supervisor for the duration of the specific class or activity.

Participation: It is your obligation, as well as your responsibility, to participate in class discussions and in-class assignments. I encourage everyone to be active learners; this means you ask questions in class whenever you do not understand something. I advise you to get to know your classmates and to work in groups outside of class, if possible.

Academic Integrity Cheating is considered fraud. If you are caught cheating, you may be given a grade of “F” for the assignment or exam. Students should be familiar with the college’s [Statement on academic integrity](#).

Resources: Keeping up is important, as is getting help if you feel lost. Help is available! The following resources are at your disposal:

1. Professor – Ask questions in class!
2. Study groups - Form a study group with other students in the class. You will find that you can solve harder problems and write better solutions by working together. Discussing ideas with others in a group setting is a good way to improve your own understanding.
3. TLC Tutoring – (Escondido Campus) Palomar College offers tutoring and study group support at the Teaching & Learning Center (TLC). In addition to providing a quiet, comfortable space to work in where you can get tutor help, TLC has three small rooms for group study, wireless internet, computers, printing stations and more
4. Mathematics Learning Center and Computer Lab – (Main Campus) The Mathematics Learning Center provides tutoring on a walk-in basis, computer tutorials for individual practice and review and a group study area. The center is located in room E-2. To use the center you must first enroll in N BASC 202, Class #73567

Academic Accomodation: Any student who may need an academic accommodation should discuss the situation with me during the first week of class. Students with disabilities who may need accommodations in this class are encouraged to contact [Disability Resource Center \(DRC\)](#) early in the semester so that reasonable accommodations may be implemented as soon as possible. Students may contact DRC in person or by phone at 760-744-1150 ext. 2375.

Note: The instructor reserves the right to add, change or modify the syllabus and calendar, including test days, by announcing such changes in class.

June 2014
Math 60

Sunday	Monday	Tuesday	Wednesday	Thursday	Friday	Saturday
1	2	3	4	5	6	7
8	9	10	11 <small>Last day to waitlist</small>	12	13	14
15	16 <i>2.1 – 2.5</i>	17	18 <i>2.6, / 2.7</i> <i>3.1 – 3.3</i>	19 <small>last day to add without a permission code</small>	20	21
22	23 <i>Ch 2 Test</i> <i>3.4, 3.5, 3.7</i> <small>last day to add with a permission code</small> <small>last day to drop with No Grade on Record</small>	24	25 <i>3.7, 4.1,</i> <i>4.2, 4.5</i>	26	27	28
29	30 <i>Ch 3 Test</i> <i>4.3</i> <i>5.1 – 5.3</i>	1	2 <i>Ch 4 Test</i> <i>5.3 – 5.6</i> <small>Refund/waiver deadline</small>	3	4	5

July 2014
Math 60

Sunday	Monday	Tuesday	Wednesday	Thursday	Friday	Saturday
		1 <small>Last day to change to audit or p/np</small>	2 <i>Ch 4 Test</i> <i>5.4 – 5.6</i> <small>Refund/waiver deadline</small>	3	4 Holiday	5
6	7 <i>5.7, 5.8</i> <i>6.1 – 6.3</i>	8	9 <i>Ch 5 Test</i> <i>6.4, / 6.5</i>	10 <small>Last day to drop with a W grade</small>	11	12
13	14 <i>6.6, / 6.7</i> <i>7.1 – 7.3</i>	15	16 <i>Ch 6 Test</i> <i>7.4, / 7.5</i>	17	18	19
20	21 <i>7.6, / 7.7</i> <i>8.1 – 8.3</i>	22	23 <i>Ch 7 Test</i> <i>8.4 – 8.6</i>	24	25	26
27	28 <i>10.1 – 10.3</i> <i>9.1 – 9.3</i>	29	30 <i>Ch 8 & 10 Test</i> <i>9.4, / 9.5</i>	31		

August 2014
Math 60

Sunday	Monday	Tuesday	Wednesday	Thursday	Friday	Saturday
					1	2
3	4 <i>9.6, / 9.7</i> <i>Ch 9 Test</i>	5	6 <i>Review</i> <i>Final Exam</i>	7	8	9
10	11	12	13	14	15	16
17	18	19	20	21	22	23
24	25	26	27	28	29	30
31						

To register for Busken60:

1. Go to pearsonmylabandmastering.com.
2. Under Register, click **Student**.
3. Enter your instructor's course ID: **busken22399**, and click **Continue**.
4. Sign in with an existing Pearson account or create an account:
 - If you have used a Pearson website (for example, MyITLab, Mastering, MyMathLab, or MyPsychLab), enter your Pearson username and password. Click **Sign in**.
 - If you do not have a Pearson account, click **Create**. Write down your new Pearson username and password to help you remember them.
5. Select an option to access your instructor's online course:
 - Use the access code that came with your textbook or that you purchased separately from the bookstore.
 - Buy access using a credit card or PayPal.
 - If available, get 14 days of temporary access. (Look for a link near the bottom of the page.)
6. Click **Go To Your Course** on the Confirmation page. Under MyLab & Mastering New Design on the left, click **Busken60** to start your work.

Retaking or continuing a course?

If you are retaking this course or enrolling in another course with the same book, be sure to use your existing Pearson username and password. You will not need to pay again.

To sign in later:

1. Go to pearsonmylabandmastering.com.
2. Click **Sign in**.
3. Enter your Pearson account username and password. Click **Sign in**.
4. Under MyLab & Mastering New Design on the left, click **Busken60** to start your work.

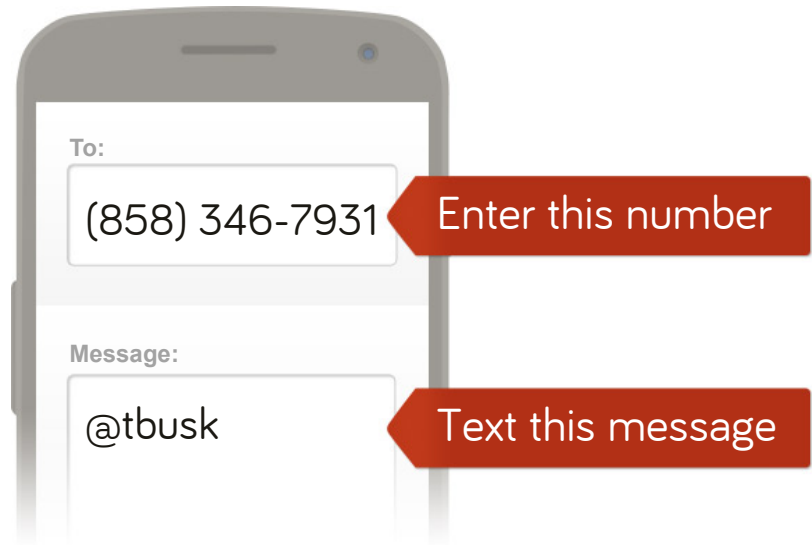
Additional Information

See **Students > Get Started** on the website for detailed instructions on registering with an access code, credit card, PayPal, or temporary access.

How to sign up for T. Busken's Math 60 messages:

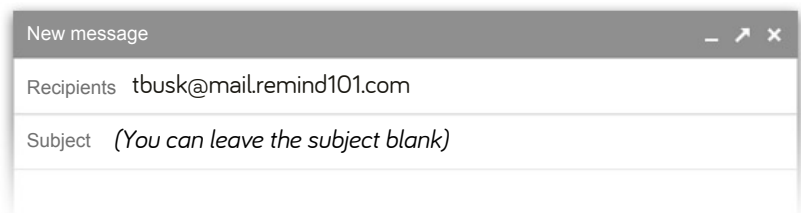


To receive messages via text, text **@tbusk** to **(858) 346-7931**. You can opt-out of messages at anytime by replying, 'unsubscribe @tbusk'.



*Standard text message rates apply.

Or to receive messages via email, send an email to **tbusk@mail.remind101.com**. To unsubscribe, reply with 'unsubscribe' in the subject line.



WHAT IS REMIND101 AND WHY IS IT SAFE?

Remind101 is a one-way text messaging and email system. With Remind101, all personal information remains completely confidential. Teachers will never see your phone number, nor will you ever see theirs.

Visit www.remind101.com to learn more.

Homework List

Guidelines

- Worth 15% of your overall grade.
- HW is always due on the day of the chapter test.
- EOO means every other odd.
- Put the section number in the top right corner of each page.
- Write your name on the first page of your packet.
- You can write on the front and back of the sheet, but start a new section on a new sheet.
- Please staple your homework before you come to class. A stapler will not be provided in the classroom.
- You must do your homework before the next class meeting. You must explain all your work in details.

2-1 1–41 EOO

2-2 1, 3, 5, 9, 13, 15, 49

2-3 1–21 EOO, 31, 37

2-4 27–67 EOO

2-5 1–29 EOO, 46, 47

2-6 1–19 EOO, 39, 41

2-7 1–21 EOO, 41–49 ODD

Ch. 2 Test

3-1 1–37 EOO

3-2 1–39 EOO, 53–79 EOO

3-3 13–19 ODD, 21–26 ALL

3-4 1–5 ODD, 41–51 ODD

3-5 21, 23, 57, 61, 65, 70

3-7 21–41 EOO

Ch 3 Test

4-1 1–61 EOO

4-2 1–21 odd

4-3 5, 6, 11, 13, 17, 29, 31, 35

4-5 1–17 odd

Ch. 4 Test

5-1 1–87 odd

5-2 1–55 odd

5-3 1–53 odd

5-4 1–49 odd

5-5 1–47 odd

5-6 1–41 odd

5-7 1–41 odd

5-8 1–27 odd, 71, 73

Ch. 5 Test

6-1 1–55 EOO

6-2 1–61 EOO

6-3 1–49 EOO

6-4 1–45 EOO

6-5 1–45 EOO

6-6 1–15 odd, 35–45 odd

6-7 1–25 odd

Ch. 6 Test

7-1 1–813 EOO

7-2 1–83 EOO

7-3 1–91 EOO

7-4 1–77 EOO

7-5 1–81 EOO

7-6 1–47 EOO

7-7 1–81 EOO

Ch. 7 Test

8-1 1-65 EOO
8-2 1-39 EOO
8-3 29-43 odd
8-4 27-53 EOO

8-5 31-39 odd
8-6 23-31 odd

Ch. 8 Test

9-1 1-33 odd
9-2 1-39 EOO
9-3 1-35 EOO
9-4 13-19 ODD

9-5 1-81 EOO
9-6 1-57 EOO

Ch 9 Test

9-7 1-57 EOO